



HALCO PRODUCTS COMPANY

100 N. Gordon Street - Elk Grove Village, IL 60007-1193

Tel: 847-956-1600 - Fax: 847-956-0595


E-Mail: Info@Halco-Products.com

Website: www.Halco-Products.com

HALCO
PRODUCT
INFORMATION

600.2000

HALCO CLEAN ROOM LIGHTING FIXTURES FLO THRU TROFFER



CONSTRUCTION—Fixture housing, end sections, lampholder brackets and wireway cover to be of code gauge, die formed cold rolled steel. Housing sealed with silicone gasketing.

DOOR FRAME— To be formed of extruded aluminum rails mitered at the corners and assembled together by threading screws. Door to be equipped with inconspicuous hinges and spring steel latches.

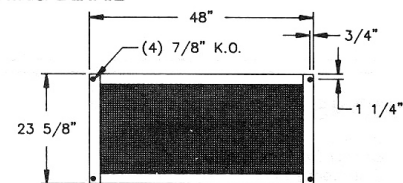
ELECTRICAL—All electrical devices to be Underwriters Laboratories listed. Ballasts to be HPF,CBM, Class P, for 120 volt operation unless otherwise specified. Ballasts and lampholders to be replaceable without removing fixture from ceiling.

FINISHING— All metal parts to be chemically treated with a rust resistant phosphatized solution. Finish coating of reflecting surfaces to be white polyester powder.

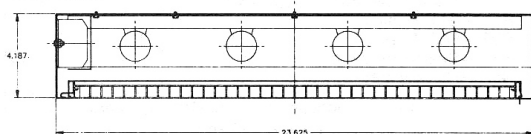
Features

- Open top allows for installation of filter on top
- Conforms to ISO standards
- Egg crate white louver for maximum airflow thru troffer
- May be installed in 1½" or 2" Tee bar
- Finger actuated spring loaded latches for easy bulb access

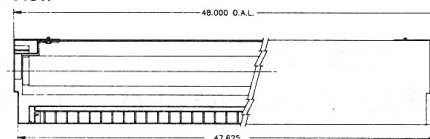
PUNCHING DETAIL



End View



Side View



ORDERING DATA

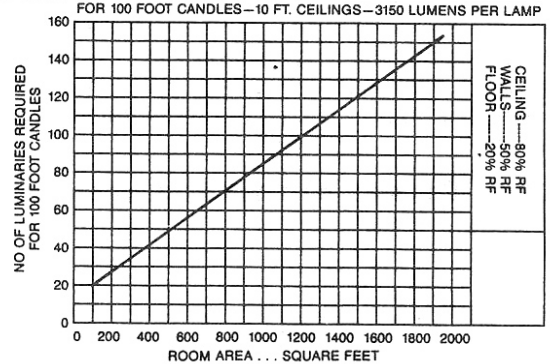
CATALOG NO.	SIZE	LAMPS	BALLAST	LAMP DESIGNATION	VOLTAGE
HFT-240	2"x 4"	2	T-8 INSTALLATION	32W 48" T-8	120-120V
HFT-220	2"x 2"	3	T-8 DIMMING	34W 48" T-12	277-277V
		4	T-8 LOW WATT	17W24" T-8	347-347V
			T-8 HIGH OUTPUT	20W 24" T-12	VE UNIVERSAL ELECTRONIC (120-277V)
			T-8 RAPID START		
			T-8 <10%THD		
			T-12 ELECTRICAL		
			T-12 MAGNETIC		

SPECIFICATIONS

OPTIONS

277 -Voltage
 ESB -Energy Savings Ballast
 CW -0° Temperature Operation
 EM -Emergency Pack
 D -Dimming Ballast
 RIF-1-Radio Interference Suppressor
 F -GLR Fusing
 SBF -GLF Fusing
 PM -Prewired Plug-In Assembly
 (Specify Circuitry)
 CL -Clear Acrylic Lens
 CB -Connecting Bands
 (Insert Designation at End of Catalog Number)
 Example: CRTD-140R-H-ESB


QUICK CALCULATOR— HFT-240-4



PHOTOMETRICS

Zonal Lumen Summary												
Zone	Lumens				%Lamp				%Fixt			
0-30	2353.13				19.9				31.7			
0-40	3773.39				32				50.9			
0-60	6281.53				53.2				84.7			
0-90	7419.29				62.9				100			
90-120	0				0				0			
90-130	0				0				0			
90-150	0				0				0			
90-180	0				0				0			
0-180	7419.29				62.9				100			

Coefficients Of Utilization - Zonal Cavity Method												
Effective Floor Cavity Reflectance 0.20												
RC RW	80				70				50			
	70	50	30	10	70	50	30	10	50	30	10	
0	75	75	75	75	73	73	73	73	70	70	70	
1	69	66	64	62	67	65	63	61	62	60	59	
2	63	58	54	51	62	57	54	51	55	52	49	
3	58	52	47	43	56	51	46	43	49	45	42	
4	53	46	41	37	52	45	41	37	44	40	36	
5	49	42	36	32	48	41	36	32	40	35	32	
6	46	38	32	28	44	37	32	28	36	31	28	
7	42	34	29	25	41	34	29	25	33	28	25	
8	39	31	26	23	39	31	26	22	30	26	22	
9	37	29	24	20	36	28	24	20	28	23	20	
10	35	27	22	19	34	26	22	18	26	21	18	



JOB APPROVAL INFORMATION / ENGINEERING NOTES

HALCO PRODUCTS COMPANY
 100 North Gordon Street
 Elk Grove Village, Illinois 60007-1193
 (847) 956-1600 Fax (847) 956-0595
 E-Mail: Info@Halco-Products.com
 Website: www.Halco-Products.com

In line with our policy of continual product improvement, HALCO reserves the right to incorporate and use equipment and material to conform with the latest design of its products, and in keeping with the specifications of this equipment.